

LENS CHANGING INSTRUCTION

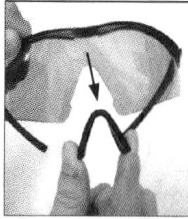
uvex

uvex racer

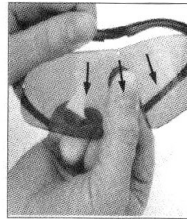
Lens Changing Instruction:

Remove the nose piece.


①



②



③



Holding the lens in the center, gently pull out of the frame.

Attention: Lenses should be stored in the cloth bag provided.

Remove the lens from the left and the right sides of the frame.

Insert replacement lens in reverse order.